

PLANTITOCK®



## PLANTLOCK SPECIFICATIONS

- **DIMENSIONS:** L900mm x W400mm x H520mm. Planter top is 400mm high. The aperture between planter & locking bar accommodates the pedals of all standard adult bicycles and larger childrens' bicycles.
- The steel used in PlantLock consists of at least 35% recycled material, and is 100% suitable for future recovery & recycling.

- **FILLING:** When filled with compost, or gravel layer & compost, PlantLock weighs 75+kg/165lbs. It can be permanently fixed to the ground with rawbolts or similar, utilising drainage holes in the base.

- **MATERIALS:** The planter is constructed from 2mm mild steel. The locking bars are made from 19mm solid Boron steel round bar, case-hardened & tempered, to achieve robustness beyond nearly all commercially available bicycle locks.

The locking bars are attached to the planter internally, with security fixings. All parts are finished with an active anti-corrosion coating and polyester powder top-coat.



- **COLOURS:** Stock colours are 'Spring forest green' & 'Dark mulberry red' (RAL 6025 & 3005 respectively). Corporate colours are achievable from any of the RAL colour spectrum.
- Each PlantLock accommodates 2 bicycles. The position of the locking bars encourages 'best practice' use of the cyclist's own locks (as recommended by Design Against Crime research).

Designed in Britain.

Made in Britain.

Registered Design 3025894

PLANTLOCK® SIMPLE TO INSTALL, SECURE GREEN BIKE PARKING.

---

## PLANTLOCK & BICYCLE SECURITY



- **PLANTLOCK:** uses its sheer weight (when filled) & super-toughened locking bars to secure bicycles. Cyclists use their own locks to secure their bicycle to PlantLock. The position of the locking bars encourages the safest locking practice of securing both wheels & frame (as recommended by Design Against Crime research).
- **BEST PRACTICE ADVICE:** Place PlantLock's in well lit areas, that are ideally overlooked by building occupants or passers-by. Avoid blind spots, & areas obscured by trees or hedges. Encourage the use of quality bicycle locks, preferably 2 of different types. Bicycle frame and both wheels should be secured to the locking bars for best security. Although generally not bolted down, PlantLock can easily be fixed to the ground without the need for digging or concrete.
- **AS AN 'IMMOVABLE OBJECT',** your bicycles can be covered by some bicycle and home insurance.

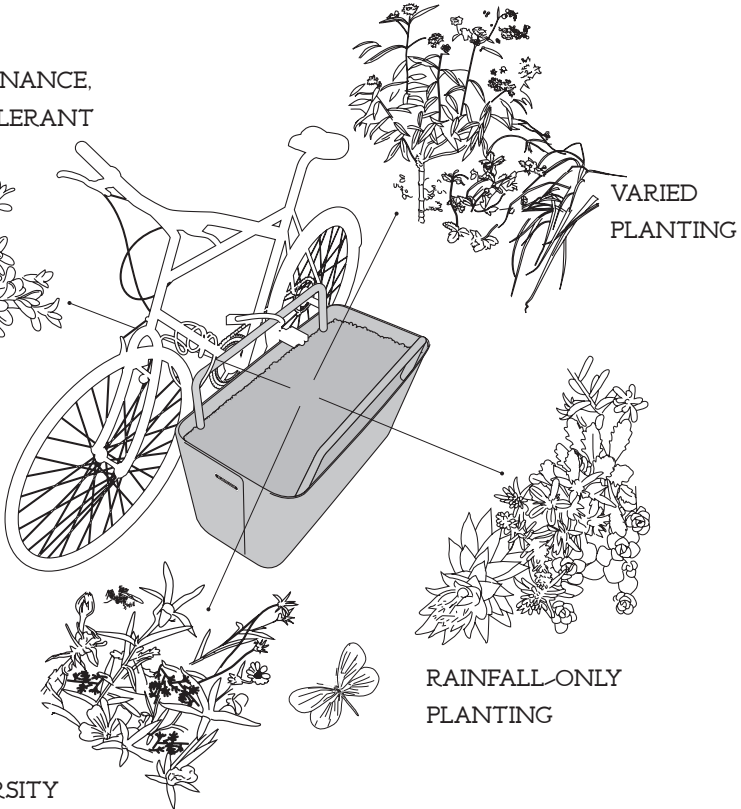
---

PLANTLOCK DESIGN  
REGISTRATION N°. 30255894  
FRONT YARD COMPANY LTD,  
115 BARTHOLOMEW ROAD,  
LONDON, NW5 2BJ

TELEPHONE: 020 7485 7618  
INFO@FRONTYARDCOMPANY.CO.UK  
WWW.FRONTYARDCOMPANY.CO.UK  
REGISTERED IN ENGLAND  
& WALES NO. 5976434

## PLANTING RECOMMENDATIONS

LOW MAINTENANCE,  
DROUGHT-TOLERANT



VARIED  
PLANTING

RAINFALL-ONLY  
PLANTING

FOR BIODIVERSITY

- EVEN PUBLIC SPACES THAT REQUIRE ROBUST, LOW MAINTENANCE, HARDY PLANTING, CAN HAVE PLANTS THAT ENRICH AND ENLIVEN A HARSH ENVIRONMENT.
- REPLACES SOME OF THE GREEN SPACE TAKEN UP BY CONCRETE OR TARMAC.
- CAN REFLECT YOUR COMMITMENT TO SUSTAINABILITY AND BIODIVERSITY.

# PLANTING RECOMMENDATIONS

- **VARIED PLANTING:** For varied planting, that requires occasional care through the year, *PlantLocks* have been planted with things as varied as strawberries, flowering crab apple trees, lavender, & herbs  
Autumn is the time for planting bulbs such as crocus, grape hyacinth, & snowdrops, to come through in the early new year. Spring & Summer months can be any variety of annual flowers & perennials, & kitchen herbs such as thyme, marjoram, & tarragon.
  - **FOR BIODIVERSITY:** Nearly all plants in flower will provide nectar for insects. But to really encourage and enjoy seeing butterflies, hoverflies, and bees, native flowers give a food source and habitat uncommon in urban areas. A wild-flower mix of seeds such as birds foot trefoil, fox and cubs, yellow horned poppy, small scabios, greater knapweed, & cornflowers. (*Emorsgate Seeds*, 01553 829028) Plants such as these may need watering through dry spells, and as annuals will die back in Autumn.
  - **LOW MAINTENANCE, DROUGHT-TOLERANT:** For all year planting, we use Hebes, a delicate-looking but robust shrub with a dwarf habit. These are in leaf all year round, flowering at different times.  
  
Hebe pinguifolia 'Pagei', Hebe 'Pascal' with reddish leaves in winter, & Hebe 'Carl Teschner' with more sprawling growth.
  - **RAINFALL-ONLY PLANTING** (requiring the lowest levels of attention) Sedums are hardy ever-green plants, with succulent, water-storing leaves. Often used for green roofs, sedums prefer poor, free draining soil. Plants are available as small seedling plugs or grown seedling mats. The following varieties are some that are suitable for *PlantLock* & the UK climate. Sedum acre, album, album 'Athoum' & 'coral carpet', spurium 'tricolour', 'fuldaglut', & 'green mantle', sarmentosum, sexangulare, and ewersii. These varieties are often available as a 'greenroof sedum mix' (*Blackdown Horticultural*, 01460 234582). A mix of compost, sharp sand and crushed aggregate or gravel will drain well. 'Extensive growing substrate' is a formulated growing medium supplied in quantity (*Shire Minerals*, 01924 258509)
- Until established, all plants need watering during dry spells.
- See the planting pages at [www.frontyardcompany.co.uk](http://www.frontyardcompany.co.uk) to see the plants referred to.

---

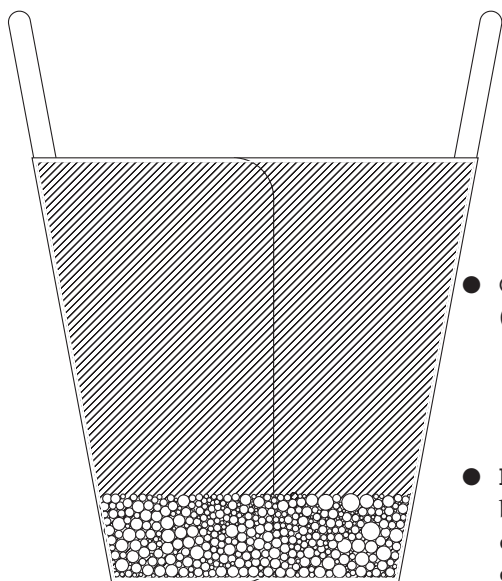
PLANTLOCK DESIGN  
REGISTRATION N<sup>o</sup>. 30255894  
FRONT YARD COMPANY LTD.  
115 BARTHOLOMEW ROAD,  
LONDON, NW5 2BJ

TELEPHONE: 020 7485 7618  
INFO@FRONTYARDCOMPANY.CO.UK  
WWW.FRONTYARDCOMPANY.CO.UK  
REGISTERED IN ENGLAND  
& WALES NO. 5976434

PLANTLOCK® SIMPLE TO INSTALL, SECURE GREEN BIKE PARKING.

---

## FILLING PLANTLOCK



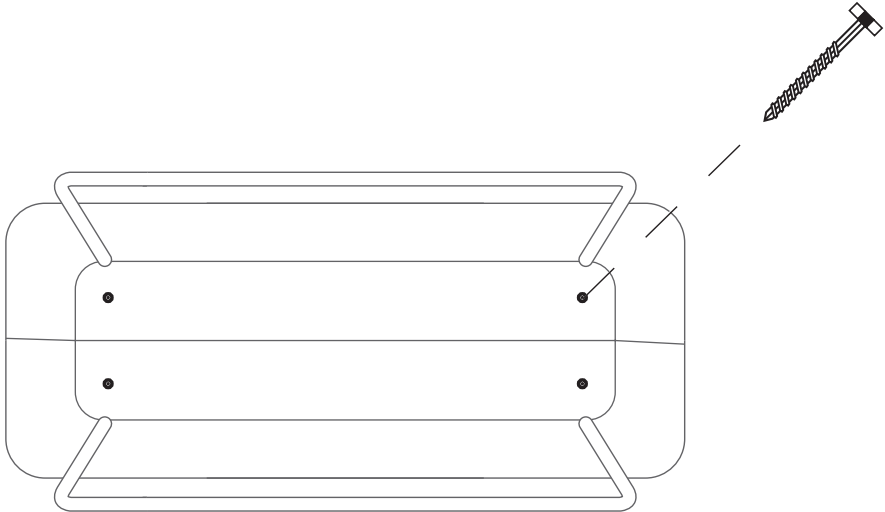
- COMPOST: 2 no.70 or 75 litre bags (ideally peat-free, 'general' compost).
- DRAINAGE LAYER: 1 to 2 no. 25kg bags gravel. As there are plenty of drainage holes in the base, an all-compost filling works equally well.

---

PLANTLOCK DESIGN  
REGISTRATION N°: 30255894  
FRONT YARD COMPANY LTD,  
115 BARTHOLOMEW ROAD,  
LONDON, NW5 2BJ

TELEPHONE: 020 7485 7618  
INFO@FRONTYARDCOMPANY.CO.UK  
WWW.FRONTYARDCOMPANY.CO.UK  
REGISTERED IN ENGLAND  
& WALES NO. 5976434

## FIXING PLANTLOCK DOWN



Weighing in excess of 75+kgs when planted, PlantLocks are generally used without ground fixing. When fixing down is needed, drainage holes in the base of PlantLock can be used to bolt or screw to the ground. Ground conditions should determine the type and size of fixing. For poured concrete & concrete pavers,

M8 x 50mm Rawlbolts. For tarmac or brick paving we have used Fischer Universal Frame Fixings 10 x 115mm & sometimes 10 x 160mm when ground is weak. Longer fixings can be 'skewed' to increase resistance to pullout.

As always, when fixing into the ground, care should be taken to not drill in to utility services.